

2021 Glyndon Fire & Rescue Annual Report

Glyndon Fire & Rescue



Volunteer Today

FIND US ONLINE

www.glyndonfire.com

www.facebook.com/glyndonmnfire/

2021 Glyndon Fire & Rescue Annual Report



The need for services increased greatly this past year and Glyndon Fire and Rescue members repeatedly answered the call. I thank them for their hard work, continued dedication, and meeting the challenges we face head on. I would also like to thank our families and the community. Our mission of helping others would not be possible without their support. We've kept this report rather short and to the point. If anyone ever has questions about our operations, please contact us.

Take time to look at the last two pages. It contains important fire safety information that helps us, and, more importantly, could save a life. Close Before You Doze. Closing your bedroom door greatly increases your chance to survive a fire while you're sleeping. A closed door keeps the heat away and lessens the amount of carbon monoxide in the room. It also creates a barrier to give you more time to escape. Close Before You Doze.

I submit to you the Glyndon Fire & Rescue 2021 Annual Report.

Bob Cuchna

Bob Cuchna, Chief, GFD glyndonfire@yahoo.com

2021 Glyndon Fire & Rescue Annual Report

Call volume: Glyndon Fire & Rescue had 247 calls for service in 2021. This is a nearly **50%** increase in the past two years. Much of the increase was for medical assistance. As was the case last year, there was an increase in our calls for providing mutual aid, also mostly for EMS service.

The data on the following pages show the breakdown of calls in their specific National Fire Incident Reporting categories.



2021 Glyndon Fire & Rescue Annual Report

Elite mfrreport

Incident Type Report - By District 2020

Incident Type	Total Incidents	Total Incidents % of Incidents	Total Property Loss	Total Content Loss	Total Loss
Incident Type Category: 1 - Fire					
111 - Building fire	5	2.0%	45,000	84,600	129,600
131 - Passenger vehicle fire	2	0.8%	10,600	0	10,600
132 - Road freight or transport vehicle fire	2	0.8%	8,000	4,000	12,000
143 - Grass fire	5	2.0%			
Total: 14	Total: 5.7%		Total: 63,600	Total: 88,600	Total: 152,200
Incident Type Category: 3 - Rescue & Emergency Medical Service Incident					
3009 - Person Down	1	0.4%			
311 - Medical assist, assist EMS crew	13	5.3%			
321 - EMS call, excluding vehicle accident with injury	92	37.2%			
322 - Motor vehicle accident with injuries	8	3.2%			
324 - Motor vehicle accident with no injuries	3	1.2%			
352 - Extrication of victim(s) from vehicle	3	1.2%			
381 - Rescue or EMS standby	5	2.0%			
Total: 125	Total: 50.6%		Total: 0	Total: 0	Total: 0
Incident Type Category: 4 - Hazardous Condition (No Fire)					
412 - Gas leak (natural gas or LPG)	1	0.4%			
444 - Power line down	1	0.4%			
445 - Arcing, shorted electrical equipment	2	0.8%			
Total: 4	Total: 1.6%		Total: 0	Total: 0	Total: 0
Incident Type Category: 5 - Service Call					
551 - Assist police or other governmental agency	1	0.4%			
554 - Assist invalid	7	2.8%			
561 - Unauthorized burning	3	1.2%			
Total: 11	Total: 4.5%		Total: 0	Total: 0	Total: 0
Incident Type Category: 6 - Good Intent Call					
611 - Dispatched and cancelled en route	41	16.6%			
6111 - EMS Dispatched and cancelled en route	35	14.2%			
622 - No incident found on arrival at dispatch address	5	2.0%			
631 - Authorized controlled burning	1	0.4%			
632 - Prescribed fire	1	0.4%			
651 - Smoke scare, odor of smoke	2	0.8%			
671 - HazMat release investigation w/no HazMat	3	1.2%			
Total: 88	Total: 35.6%		Total: 0	Total: 0	Total: 0
Incident Type Category: 7 - False Alarm & False Call					
710 - Malicious, mischievous false call, other	1	0.4%			
743 - Smoke detector activation, no fire - unintentional	3	1.2%			
Total: 4	Total: 1.6%		Total: 0	Total: 0	Total: 0
Incident Type Category: 9 - Special Incident Type					
911 - Citizen complaint	1	0.4%			
Total: 1	Total: 0.4%		Total: 0	Total: 0	Total: 0
Total: 247	Total: 100.0%		Total: 63,600	Total: 88,600	Total: 152,200

2021 Glyndon Fire & Rescue Annual Report

Finances: The next few pages show the budget of the fire and rescue departments for 2021. To lessen the confusion of reading the cities financial printouts and paint a clearer picture, it has been broken into three categories.

Operational Revenue/Expenses – This is where the money was brought in or paid out for our regular budget operating expenses- the day-to-day expenses.

Revolving Revenue/Expenses These finances are listed in the budget so they are accounted for but is basically a revolving account. Money in/Money out.

Other Revenue/Expenses – These are some miscellaneous items that are not part of the operational budget.

Capital improvements, utilities, insurance, etc., have traditionally come out of other city budget line items or are withdrawn from other funds. Some of these are being projected into the 2022 budget for a more accurate picture of the cost of Fire/Rescue.

2021 Projected Revenue \$87,388. **Actual Revenue \$96,520** (without Relief Association)

2021 Projected Expenses \$94,508. **Actual Expenses \$91,279** (without Relief Association)



2021 Glyndon Fire & Rescue Annual Report

Operational Revenue Fire Department			
Account	Description	2021 Budget	Total
45000-31000	General Property Taxes	\$ 15,000.00	\$ 16,708.96
45000-33400	State Grants & Aid	\$ -	\$ 1,842.40
45000-34000	Charges for Service	\$ 4,000.00	\$ 6,075.00
45000-34207-08	Township Contracts	\$ 27,728.00	\$ 27,728.00
	Total	\$ 46,728.00	\$ 52,354.36
Revenue Fire Department -Money Brought In and Paid Out			
45000-33300	Fire Relief Association Funds	\$ -	\$ -
45000-34002	Charges for Standby Services	\$ 2,160.00	\$ 1,600.00
45000-34202	Mutual Aid Services	\$ -	\$ -
45000-34205	Training - State Reimbursement	\$ 2,500.00	\$ 1,310.00
	Total	\$ 4,660.00	\$ 2,910.00
Other Revenue Fire Department Not Part Of Operational Budget			
45000-34101	Facility Lease to FM Ambulance	\$ 6,000.00	\$ 6,000.00
45000-45000	Donations	\$ -	\$ 5,000.00
From Other City Acct	Escrow	\$ 20,000.00	\$ 20,000.00
45000-50102	Misc Income		\$ 5.00
	Total	\$ 26,000.00	\$ 31,005.00
Operational Revenue Rescue Department			
46000-31000	General Property Taxes	\$ 10,000.00	\$ 10,250.82
46000-33400	State Grants & Aid	0	0
46000-36230	Donations	0	0
	Total	\$ 10,000.00	\$ 10,250.82
		\$ 87,388.00	\$ 96,520.18
	Escrow above in another account for 2021 and was increased to \$20,000		
	Relief Assn pymt not included as payment was not made.		

2021 Glyndon Fire & Rescue Annual Report

Operational Expenses Fire Department			
Account	Description	2021 Budget	Total
45000-110	Other Pay - Rescue included	\$ 12,450.00	\$ 11,057.50
45000-122	FICA	\$ 1,100.00	\$ 968.33
45000-200	Office Supplies	\$ 1,450.00	\$ 816.05
45000-201	Personal Protective Equipment	\$ 10,150.00	\$ 12,708.91
45000-208	General Training	\$ 2,600.00	\$ 150.00
45000-211	Vehicle Repair/Maintenance	\$ 7,000.00	\$ 3,946.57
45000-212	Fuel	\$ 1,300.00	\$ 964.68
45000-300	Professional Services	\$ 1,400.00	\$ 1,435.00
45000-323	Communication Equipment	\$ 1,000.00	\$ -
45000-433	Dues/Subscriptions/Contracts	\$ 1,875.00	\$ 1,422.61
45000-435	Public Ed/Relations	\$ 400.00	\$ 109.59
45000-580	Equipment	\$ 8,600.00	\$ 15,605.08
45000-321	Telephone	\$ -	\$ -
	Gas/Electricity	\$ -	\$ -
	Total	\$ 49,325.00	\$ 49,184.32
Expenses Fire Department -Money Brought In and Paid Out			
45000-124	Fire Relief Association Funds	\$ 1,842.40	\$ 1,842.40
45000-153	Payroll for Standby Service	\$ 1,600.00	\$ 1,600.00
45000-638	Mutual Aid Services	\$ 1,000.00	\$ 1,000.00
45000-206	Training - State Reimbursement	\$ 3,290.00	\$ 3,290.00
45000-635	Misc. Expense	\$ 5,000.00	\$ 5,000.00
	Total	\$ 12,732.40	\$ 12,732.40
Expenses - Fire Department - Not Part Of Operational Budget			
45000-401	Repairs/Maintenance Building	\$ 6,100.98	\$ 6,100.98
45000-626	Escrow - Capital Improvements	\$ 20,000.00	\$ 20,000.00
	Total	\$ 26,100.98	\$ 26,100.98
Operational Expenses Rescue Department			
46000-200	Office Supplies	\$ 250.00	\$ -
46000-201	Personal Protective Equipment	\$ 400.00	\$ -
46000-208	Training	\$ 1,800.00	\$ 726.58
46000-211	Vehicle Repair/Maintenance	\$ 1,600.00	\$ 492.12
46000-212	Fuel	\$ 900.00	\$ 1,013.92
46000-300	Professional Services	\$ 100.00	\$ -
46000-323	Communication Equipment	\$ -	\$ -
46000-433	Dues/Subscriptions	\$ 100.00	\$ -
46000-580	Equipment	\$ 1,200.00	\$ 1,028.81
	Total	\$ 6,350.00	\$ 3,261.43
		\$ 94,508.38	\$ 91,279.13

2021 Glyndon Fire & Rescue Annual Report

Glyndon Rescue Annual Report 2021

Nate Paulson | Rescue Chief | Glyndon Rescue


The year 2021 was one for the books, we've averaged a solid 180ish calls for service per year in the past which was blown away by hitting the 250's for 2021 as a department. Within these calls we dealt with everything from the most minor calls for peace of mind to the worst-case scenarios. Our crews have gone into every call with the objective to provide the best possible care to everyone that we possibly can without hesitation.



Everyone was happy to get back to doing Parades and other "Community" type events this year after the cancellation of almost everything in 2020. Community Events/Fundraisers helps us get equipment that we may not otherwise be getting. A few years back we fundraised for our Lucas, an automated CPR Device and fully purchased this piece of equipment through hard work


raising funds, this device has been an amazing tool for our members to have when it comes to life saving situations and has been used a number of times. The support of the Community has been amazing and truly appreciated. From snacks that get us by on those middle of the night calls to the treats of Brownies and Cookies, it's overwhelming to have the support that we get. Glyndon Fire & Rescue was honored to be part of the Fargo Force Hometown Heroes Event again this year, the event was held January 22nd 2022 but preparations started back in October 2021. The event raised just over

\$63,000 this year. These funds went to First Responder Groups in Cass & Clay Counties. Each group submitted requests for funding and a committee votes and places them in a list which is allocated depending how much is raised. Each group is able to request up to \$7,500. We requested an array of equipment that we need totaling \$7,326 and were selected to receive funds this year. This will be the 3rd time for us to receive funding from this event.



2021 Glyndon Fire & Rescue Annual Report

Everyone has seen some happy moments but with that comes the worst moments as well. I am proud of the dedication of everyone that commits to being a volunteer on the Department and their willingness to jump into any situation that we face, no matter how bad and challenging it may be. The call Volumes continue to rise and, as a County in whole, we've seen the calls for service rise from previous years and continue that trend. Depending on the same group of individuals to continually respond is challenging. You face the chances of burnout with members, but no matter how tired and busy they are they keep answering the call when our fellow citizens are in need. It makes for some long days when you're up in the middle of the night responding to calls but they still do it every time.



From Fires & Rollovers to Medicals and everything else imaginable we have been called to it over this past year. 2022 Has been off to a steady start again and call volume could easily match last year as more people move into the community and surrounding area of our response territory. It was reported at a recent Clay County EMS Association Meeting, that Sanford Ambulance, formally known as FM Ambulance, averaged 97 calls

for service per day last year, everyday, and this keeps growing. Red River Regional Dispatch alone takes on average over 1,000 calls for service per day covering Cass & Clay Counties.

Sanford Ambulance is still contracted with us to use the Fire Hall as a "Post" Location when they have enough available units to do so. This process has been working well for their response to calls in Rural Clay County. The amount we see them at the hall varies to their availability, as they must have enough trucks available in Fargo/Moorhead before they can send one out to Glyndon. With the greater call volume they are seeing on a daily basis, plus being short staffed needing EMT's and Paramedics, we do see them out here less than we would like. AirMed has been trying out an Auto Launch Program that will automatically request them based on the scenario of the emergency versus having us call and request them. This might only save a few minutes in activating them, but in some scenarios every minute counts when it comes to saving a life. For the Auto Launch Program there has to be certain criteria met for the call including the type of emergency and outside of a 15-minute transport window to the Hospital, if this is met AirMed will be launched at the same time we are paged out. This does not mean that the patient will be flown. Ground crews can cancel Flight when they are not necessary. If they land and deem that Flight is not necessary for the patient they will still go as ground transport and there will not be any charges associated with Flight when the patient is not flown. They are in the early stages of implementing this and are still adjusting the specifics as it has started.



2021 Glyndon Fire & Rescue Annual Report




If any of you are interested in joining our Department on either Rescue, Fire or Both we would welcome you to stop by and visit with us! New members are in need on both sides, Fire meets the 1st and 3rd Monday of the month and Rescue on the 2nd Monday. We meet at 7pm at the Fire Hall and conduct meeting info and training. Please don't hesitate to come by or reach out if you are interested. Stop in and see us if you are interested in becoming part of our family!



2021 Glyndon Fire & Rescue Annual Report

Other Stuff:

Glyndon Fire & Rescue participate in many events though-out the year in addition to responding to calls, training, and meetings. American Crystal donated \$5000 to help update our safety helmets. There were several DGF events. UC Hope donated to the departments and we participated in their turkey bingo fundraiser. Hope for the Holidays is an annual event though our Relief Association– We buy gifts and home supplies at Christmas along with Dilworth Fire – and of course Santa comes to town. These are just a few and some pictures follow.



Captain Simmons Reads virtually to DGF Students during Love To Read month.

2021 Glyndon Fire & Rescue Annual Report



2021 Glyndon Fire & Rescue Annual Report



We need to be able to find you. In the City, all houses and businesses should have address numbers on the building. These numbers should be large enough to be easily be seen from the street, and should be of contrasting color to the building's siding. Rural residents, make sure your fire address sign is in good repair.



2021 Glyndon Fire & Rescue Annual Report

CL*OSE*

BEFORE YOU DOZE



THANK YOU 😊